

DUNE

I308 - SUNLOUNGER

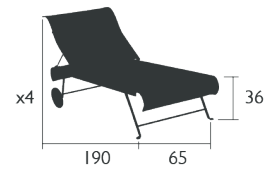
DESIGN BY PASCAL MOURGUE

DOMESTIC | PROFESSIONAL | INTENSIVE

7
IPAC



Steel frame
Bed in Batyline® OTF : ISO/DUO or STEREO [NEW]
Tearproof, resistant to stains, mould and deformation
Adjustable backrest 4 positions (64-80-90-97 cm)
2 x Ø 20 cm wheels
See p. I Bis for available colours
Compatible with:
HEADREST 38 X 60 X 15 CM - BASICS



19.2 KG



DUNE

DUNE PREMIUM

1201 - CHAIR

DESIGN BY PASCAL MOURGUE

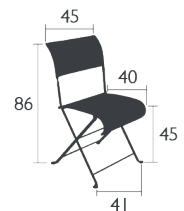
DOMESTIC | PROFESSIONAL | INTENSIVE

7+
IPAC





Steel frame
 Seat and backrest in Batyline® OTF : ISO/DUO or STEREO [NEW]
 Tearproof, resistant to stains, mould and deformation
 Reinforced backrest
 See p. I Bis for available colours



4.6 KG

FURNITURE

1202 - ARMCHAIR

DESIGN BY PASCAL MOURGUE

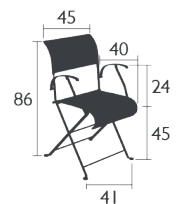
DOMESTIC | PROFESSIONAL | INTENSIVE

7+
IPAC





Steel frame
 Steel armrests
 Seat and backrest in Batyline® OTF : ISO/DUO or STEREO [NEW]
 Tearproof, resistant to stains, mould and deformation
 Reinforced backrest
 See p. I Bis for available colours



6 KG



DUNE PREMIUM, ROMANE & 12 HOURS